

Kindergarten Jaguar Safari



Abbotts Hill Elementary
5575 Abbotts Bridge Rd.
Johns Creek, GA 30097
470-254-2860

Welcome to Abbotts Hill Elementary School!



The Fulton County School System is very proud of the established kindergarten program that is in place here at Abbotts Hill Elementary School. We believe that kindergarten is a year to prepare children for a successful school career by providing quality hands-on experiences necessary to build a solid foundation for learning. Success in school means that all children have an opportunity to grow and develop academically, emotionally, socially, and physically.

Kindergarten is the beginning of children learning by doing and experiencing. In Fulton County and here at Abbotts Hill Elementary School, we allow each child to experience success and challenges at his/her own performance rate.

We believe in parents as partners. Together WE can make a difference in children's education!

Abbotts Hill Elementary School

We opened our doors in the fall of 2000!

School Colors: Teal and Black
School Mascot: Jaguars



The staff at Abbotts Hill looks forward to a strong partnership with you and encourages you to share your questions, concerns, and suggestions throughout the school year! Your role as parent is vital in the educational process!

We look forward to this upcoming school year and hope that this information will help your child's transition into our school community. We want this to be a happy and meaningful experience!

Roytunda Stabler - Principal
Jill Osmerg - Assistant Principal
Livia Muse-Johnson - Instructional Support Teacher (IST)
Denise Holmes - Curriculum Support Teacher (CST)
Amy D'Eloia - K-2 Literacy Coach
Tiffany Poke - Counselor



News You Can Use!

Attendance















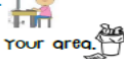

Every kindergarten day is important. Therefore, please plan vacations, trips, doctor, and dental appointments when they will not interfere with the school day.

Our day begins as soon as your child arrives. Please give your child additional time in the morning to ensure prompt arrival. Whenever your child is absent from school, it is essential that your teacher receive a signed and dated note stating the exact reason for his/her absence on the day he/she returns to school.

A child arriving late to school must be escorted to the office and signed in by the parent/guardian. The student will take a tardy pass to his/her teacher.

Discipline

We focus on positive behavior interventions as a school to positively reinforce expectations. We utilize our R³ matrix (Respectful, Responsible, and Ready to Learn) to teach students the expectations. In various settings at school when expectations are not met, students will be given verbal reminders. If needed, a student may be required to fill out a Refocus Form to reflect on his/her actions and what he/she will do next time. As a school, we utilize the FCS Code of Conduct when addressing major office referrals.

 Abbotts Hill Jaguars are R³!			
	Respectful	Responsible	Ready to Learn
Hallway	Walk silently on the 3 rd square. 	Face forward with hands and feet to self. 	Get to your destination quickly. 
Restroom	Clean up any mess. 	Use restroom correctly and wash your hands. Tell an adult if there is a problem. 	Use restroom quickly and quietly. 
Cafeteria	Respect each other's space. Use a quiet voice. 	Clean up your area on the floor and table. 	Eat first, talk later. 
Playground	Play fairly. 	Use playground equipment correctly. 	Enter and exit the building quickly and quietly. 
Computer Lab	Raise your hand and work quietly. 	Use the computer correctly. Clean up your area. 	Wait quietly for directions. 

Lunch Money

Lunches may be purchased daily. If sending cash, please place cash in an envelope with your child's legal name and teacher's name on the envelope. Please write your child's legal name in the memo section when sending in a check. Parents may also pay for their student's lunch at www.mypaymentsplus.com. If a student wishes to buy, "extras" they must have cash or money on their account. The student's Student ID Number will be needed to pay for lunch on-line and is available from the school's front desk. If the funds are to be distributed between siblings, please be sure to appoint which student gets which amount. Meal prices are set up by the start of each new school year. Prices are available on the school and county websites. Please send a filled inexpensive and reusable water bottle with your student daily.

Breakfast

Your child is welcome to eat breakfast each morning. Breakfast can be paid for the same as lunch and is deposited into the same meal account if you wish to prepay. Breakfast begins at 7:10 am and ends at 7:35 am.

Clinic

The clinic is open daily from 7:30 am – 2:30 pm.

Transportation and Lunch Changes

The two biggest concerns five and six years olds have when going off to school are: How am I getting home? Do I have my lunch and/or lunch money? It can make or break a day! Please be sure to discuss any changes ahead of time with your child and make sure your child's teacher has a written note of the changes.

Calendar/Conferences

Our Fall Conference date is listed on the Fulton County Calendar. However, conferences can begin prior to this date. This allows the teachers to have an opportunity to get to know each child before meeting with parents. If either parents, or teacher, feel an earlier conference is needed, it will be scheduled before/after school hours. Curriculum Night is also scheduled shortly after school begins.

Daily/Weekly Folders

Communication is an important component for a child's success at school. A daily folder is used for communication between home and school. Please place notes and transportation changes in this folder. It is very important that you check your child's daily folder, take out the papers on the keep at home side and return it the next day.

An Abbotts Hill Jaguar folder will be sent home every other Friday. Bi-weekly reports are sent home in this folder. Your child's work will be stapled to a bi-weekly progress report. Please sign the cover page attached to the papers and return all papers to your child's teacher the following school day.

Snacks

We have a nutritious snack time each day (i.e., fresh fruit, granola bars and cheese). A snack should be sent in on the first day of school and every day after that. Water is available in the classroom to refill water bottles. Please send in snacks separately from lunch boxes. Students often get confused by this and will eat their snack during lunch time.

Homework

After a long, hard day at school, an ample amount of playtime is valuable. We encourage you to allow your child to play and to read each day.

Birthdays

If a parent would like to have a student's birthday recognized at school, birthday slushie treats are available for advance purchase from the school cafeteria. This is the only treat permitted and it takes 5 days for the slushies to arrive. Outside treats (homemade or prepackaged) are NOT allowed. Parents may pre-purchase the treats using their student's lunch account or send an e-mail to the cafeteria manager so the treat can be distributed to the class on a specific day. Only 1 birthday treat per lunch period, per class, per day will be distributed. Should there be 2 birthday celebrations ordered for the same day for the same class, the cafeteria manager will fulfill the first order received. The additional celebration will take place on the next available school day. Therefore, it is critical that parents plan ahead and notify the cafeteria manager of the day that they would like their student's birthday to be recognized. Teachers may not and should not be asked to distribute invitations, party favor bags or balloons to classmates, so please do not ask them to do so. Also, note that students are not allowed to distribute birthday invitations in school or on school property.

Parent Visits

There will be many opportunities for you to participate in your child's school year. Volunteers are greatly appreciated at Abbotts Hill. Parents can volunteer as room parents, be a parent reader, help with special classroom activities, or help in our Learning Commons. Your child's teacher and the P.T.A. will make opportunities available once school begins.

Before you volunteer at Abbotts Hill Elementary School, you must register online. The link for the volunteer registration is on the Fulton County website. Please select the community tab, then volunteer on the following screen. Bring in a picture identification when visiting the school.

Parents are welcome to have lunch with their child. After signing in at the office, please wait in the hallway at the cafeteria entrance for your child's class. We ask that parents do not have lunch during the first 2 weeks of school or major testing periods in order to help our staff acclimate students to the lunchroom routine. Your understanding and cooperation is greatly appreciated. Volunteer forms are not required to eat lunch with your child.

Learning Commons

Kindergarten classes visit the Learning Commons every other week for a lesson and story time with our Media Specialist, Mrs. Dickinson. At that time, students may check out one book to bring home and read. Books may be kept for up to two weeks, but once a student is finished with their book, he/she may return it to the Learning Commons and borrow another one.

Aside from their bi-weekly Learning Commons lesson, kindergartners will also come in small groups, and eventually with just a partner, throughout the school day to return and borrow books.

Please help your child develop responsibility by encouraging them to find a safe space to keep their library books (away from young siblings, water, food, and pets).

Schedules

Your child's teacher will provide a schedule for P.E., Art, Music and 4CIT Lab so that your child will be prepared. They will need to wear tennis shoes on the two days that they have P.E.

Clothing

We encourage children to wear comfortable play clothes with shoes that lace or buckle. New/fancy/dress-up clothes, which need to be taken care of, are often in peril when painting, cutting, gluing, and playing outside. Clogs are difficult to keep on and sandals don't provide any protection to little toes. Sneakers are required for P.E. Please refer to the Abbotts Hill Student Handbook for the dress code. Please label all coats, jackets, sweaters, lunch boxes, and water bottles.

Emergency Information

Please keep the school and your teacher informed of all changes regarding phone numbers, addresses, emergency information, medication your child may be taking, etc. Please return your child's emergency card completely filled out as soon as possible. If there are any changes during the school year, please call the school office for further instructions.

Supplies

Please provide a large, "easy to open" backpack for your child. Please check the backpack daily and read everything that is sent home. Suggested Supply Lists are available at local stores, in the front office, and on our school website.

Foster Independence

We like to see our children foster independence as early in the school year as possible. For this reason, we encourage you to let your child walk to the classroom alone and ride the bus. In August, your child will be given a nametag, indicating your child's teacher and the mode of transportation he/she will be using. Your child must wear the nametag for the first 2 weeks of school to enable staff members to identify and direct children who may need help finding their room and/or transportation home.

Kindergarten Readiness Skills

There are many things that you can do to help prepare your child for kindergarten. The more prepared your child is, the easier it will be for him/her to adjust and discover that kindergarten is an exciting place.

Please Encourage Your Child To:

- Respect authority.
- Take care of things and put them away in proper places.
- Recognize and write his/her name.
- Tell an adult if he/she needs help.
- Make choices.
- Answer direct questions.
- Play independently for 10-15 minutes.
- Follow 1, 2, and 3 step directions.
- Play with other children his/her own age.
- Use crayons, pencils, scissors, and glue.
- Share his/her belongings.
- Try again after making mistakes.
- Tie his/her own shoes.



Suggested Resources for Children Starting School

Starting School, Janet and Allan Ahlberg
Miss Bindergarten Gets Ready for Kindergarten, Joseph Slate
Billy & the Big New School, Laurence Anholt
Berenstain Bears Go to School, Stan and Jan Berenstain
Sam & Gram & the First Day of School, Dianne Bloomberg
Franklin Goes to School, Paulette Bourgeois & Brenda Clark
Will I Have a Friend?, Miriam Cohen and Lillian Hoben
My First Day of School, P.K. Hallinan
My Teacher's My Friend, P.K. Hallinan
When You Go to Kindergarten, James Howe
Spider's First Day of School, Robert Krauss
Froggy Goes to School, Jonathan London
The Kissing Hand, Audrey Penn
Making Friends, Fred Rogers
Tiptoe into Kindergarten, by Jacqueline Rogers



Reprinted by: Georgia Department of Education

Tips For Parents of Beginning Students

- **Have a positive attitude about your child entering school and about his/her future teachers and principals. Children tend to develop attitudes similar to their parents.**
- **Help your child learn his name, address, and phone number.**
- **Show enthusiasm whenever your child learns something new or develops a new skill.**
- **Establish rules to encourage respect for others.**
- **Encourage responsibility with all materials.**
- **Assist your child in becoming independent by encouraging him/her to do things by themselves.**
- **Provide opportunities for play and socialization with children the same age as your child.**
- **Encourage sharing and taking turns.**
- **Encourage good health habits, such as eating nutritious foods, getting ample sleep, rest, and plenty of physical activity.**
- **Listen to your child. Show genuine interest in your child's questions and conversations.**
- **Teach your child nursery rhymes and simple games.**
- **Read with your child. Talk about details in pictures and in the story. When the child is familiar with the story, let him tell it to you.**
- **Point out letters, words, and sentences on road signs as you travel, buy groceries, read books, etc.**

Things Teachers Wish Parents Would Do

- **Be involved in their child's education.** Parental involvement helps students learn, improves schools, and makes the teacher's job easier.
- **Provide resources at home for reading and learning.** Parents should have books or magazines for their children, and they should read to, or with, their children each day.
- **Set a good example.** Parents should show their children that they believe reading is both enjoyable and useful. They shouldn't spend all their time in front of the TV either.
- **Encourage children to do their best in school.** Parents must indicate that they believe education is important and they want their children to do the best they possibly can at school.
- **Emphasize academics.** Too many parents get caught up in athletics and in preparing their children for the world of work, when academics should be their first concern.
- **Support school rules and goals.** Parents should take care not to undermine school rules, discipline, or goals.
- **Use pressure positively.** Parents should encourage children to do their best, but they should not apply too much pressure by setting unattainable goals, or by involving them in too many activities.
- **Email teachers early if there is a problem so there is still time to improve the situation.**
- **Teach your child to listen to others and to follow simple directions.**
- **Encourage the development of large muscles by playing games that include rolling, crawling, creeping, walking, throwing, catching, jumping, hopping, skipping, etc.**
- **Encourage your child to move to the rhythm of music.**
- **Give your child numerous opportunities to express himself/herself artistically and develop eye-hand coordination through the use of crayons, magic markers, paints, scissors, glue, play dough, sand, water, etc.**
- **Let your child help with everyday chores, such as cooking, making beds, setting the table, gardening, watering flowers, etc.**
- **Turn errands into field trips for your child.** Talk about things as you see and do at the post office, grocery store, department store, park, service station, etc.
- **Help your child develop number concepts by counting the plates on the table, the chairs in the room, members of the family, etc.**

- **Provide toys that allow the child to DO something . . . building blocks, dolls, balls, pots and pans, and tricycles.**
- **Limit the amount of time your child spends watching television. Be selective about the programs he/she watches. Watch some programs together and discuss.**
- **MAINTAIN A SENSE OF HUMOR !!!**